

Downloading files from Audio Network

Note

Free audio files can **only** be downloaded from within the school broadband network using:

<http://audio.lgfl.org.uk/>

Audio files can be previewed from any computer connected to the internet by using:

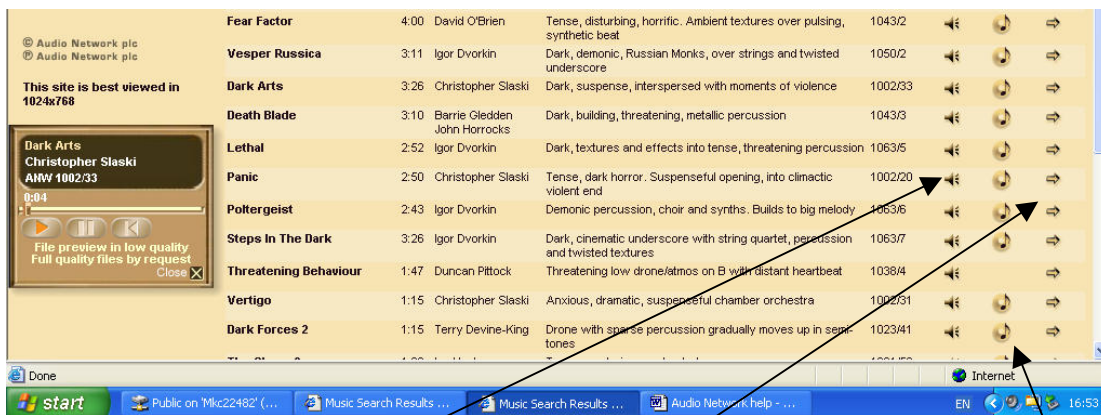
<http://www.audiolicense.net/>

1. Navigate to <http://audio.lgfl.org.uk/>

2. Choose a category to search by.



3. Pick a sub-category.



5. Click to preview the audio clip or save it to disk.

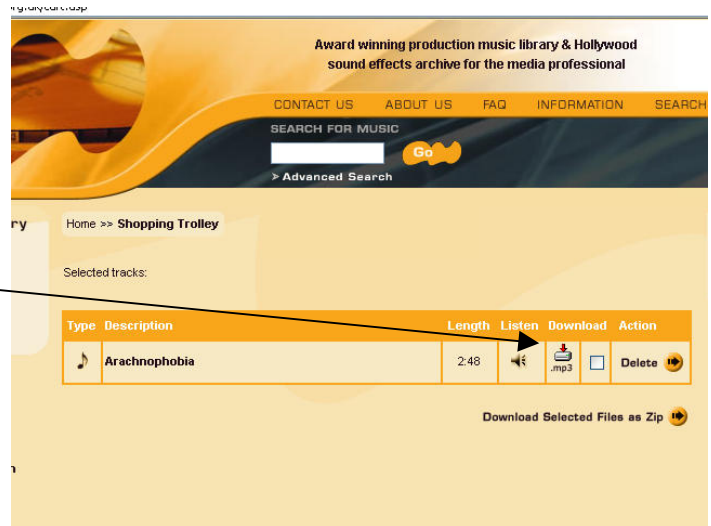
Click here for different versions.

Description	ANW Ref	Listen	Save
batening, abstract building percussion effects with occasional cks. Includes distant whispers, thundersheets & crotales	1044/1		
batening, abstract percussion effects. No crescendos or lering. Includes shaker rhythm	1044/10		
batening, abstract percussion effects. No crescendos, muttering	1044/11		
batening, abstract building percussion. Low effects from main	1044/12		
batening, abstract building percussion. High effects from main	1044/13		
oky muttering from Arachnophobia	1044/14		
ent crash from thunder sheets	1044/15		

6. Make final choices by clicking on the shopping trolley.

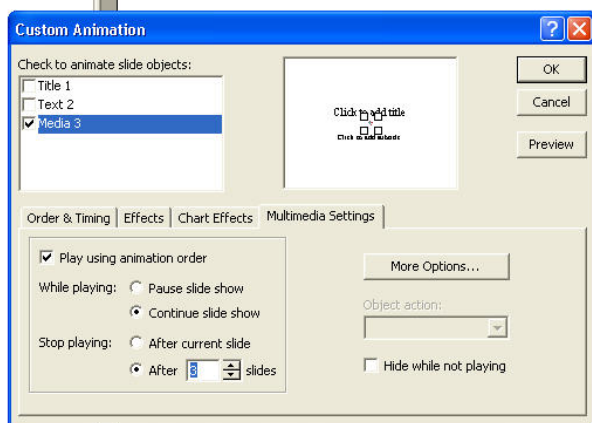
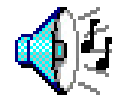
7. To download **right click** on the mp3 icon and select *Save target as*.

You will then be required to select a destination for the downloaded file. E.G. *My Documents* or *Desktop*.



PowerPoint Note (MS Office 2000)

If you would like one audio clip to play during several slides



1. **Right click** on sound object.
2. Choose custom animation.
3. The multi media tag should be selected.
4. Ensure *While playing continue slide show* and stop playing after (your required number of slides).

MS Office XP

Very similar process, although right clicking on the sound object produces a right hand pane.

1. Select the sound clip from the list of objects.
2. Select Effect Options.
3. Complete the dialogue box as above.

