

Downloading high resolution clips from British Pathe

The ten Regional Broadband Consortia (RBCs) have negotiated a licence for all schools to download high-resolution files from the British Pathe Archive website. There are 3,500 hours of film clips and 12 million stills covering news, sport, social history and entertainment from 1896 to 1970. The normal cost for the high-resolution files is up to £500 depending on the intended use. However they are free if you are connected to the E2BN broadband network.

The files are strictly for educational use and can be used with data projectors and whiteboards, and placed into school intranets or LA/RBC networks. They can also be edited for use in presentations, Digital Storytelling or similar purposes. They must not be used on websites, published over the WWW, be made available beyond the school environment or be used for any commercial purpose.

Important note: You must be connected to the E2BN RBC to download files; in a school, a teacher's centre, a CLC or any other institution physically connected to the E2BN broadband. You will not be able to download the high-resolution files for free from home.

Important note: Teachers and school managers are advised to read the Terms and Conditions before using these resources with students and pupils.

Finding clips

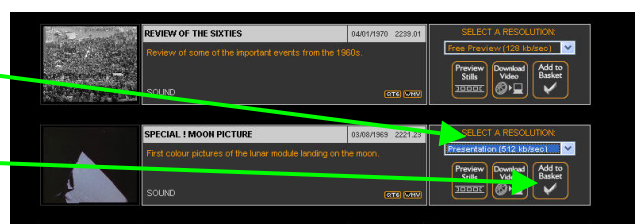
- Log on to <http://www.britishpathe.com>
- Key in your keyword(s) to search for and identify clips.
- Click on the "Go" button.



British Pathe will display the results of the search. Scroll down to find the clip of your choice (if necessary).

Adding clips to your basket

- Select the 512 Kb/sec option in the "Select a Resolution" box.
- Click on the "Add to Basket" button.



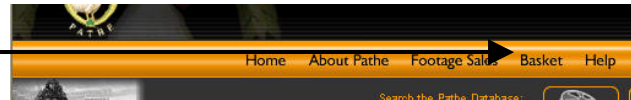
- Select OK to close this menu box.

The item you have chosen has been added to your basket. You can find and add more clips to your basket if you wish.

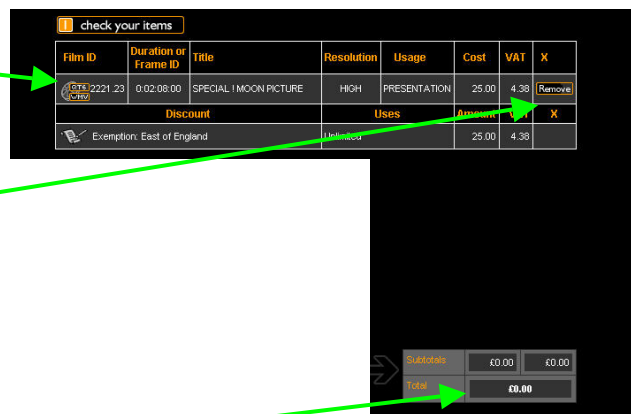


Downloading clips from your basket

- From the top of the page, select "Basket" from the menu bar.



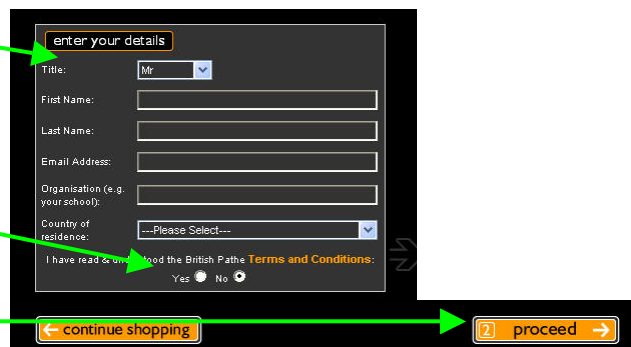
British Pathe will show the clips you have added to your basket.



If you have made a mistake or duplicated a choice you can remove it at this stage.

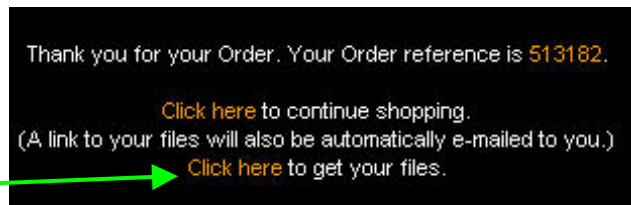
Check that you have received a discount for the full cost of your clips and the total is £0.00. You should end up paying nothing.

- Fill in your customer details.
- Select the "Yes" option from "I have read and understood the British Pathe Terms and Conditions".
- Click on "Proceed".



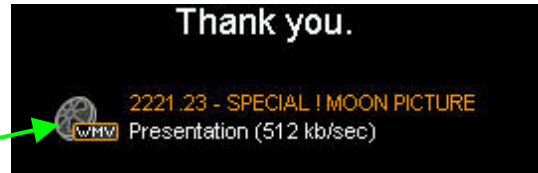
In the middle of your screen you should get a message like this:

- Select [Click here](#) to get your files.



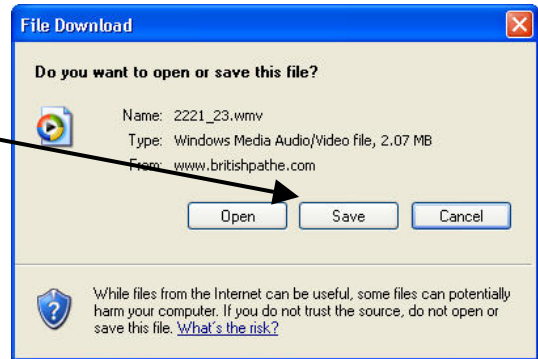
In the middle of your screen you should get a message like this:

- Select to the "WMV" icon for each clip to start downloading.



Some clips are also available in Apple Quicktime format and will also have a QT6 icon. Unless you are sure you need Quicktime then WMV is the best choice.

- Select "Save" from the File Download box and enter the name and location you want in the "Save As" box.



The file should take less than a minute or two to download. When the download is finished you can close all the British Pathe boxes and site.

If things don't work please contact your local Network Support.